



AM I QUALIFIED? Activity

Setup: Desks should be arranged in 5 or 6 groups depending on class size. Hang pocket board at the front of the room with the magnetic hooks provided. The Am I Qualified banner will be in the top pocket. This is for you to use when reviewing the cards with the students. Place the bell in front of the room.

Goal: Students will understand the levels of education and what types of education each job requires.

Introduce yourself and briefly share your career/education background.

Opening Comments: Tell the students that they will explore the 7 education levels and the typical levels of education that most workers need to enter a certain occupation. Talk about what you do and the level of education you have.

Activity:

Students will compete in 3 rounds regarding levels of education and careers. Each group of desks is a team competing against the other groups. You will have a total of 5 teams.

Round 1

In round 1, students must arrange the Level of Education **Title** Cards in the correct order.

STEPS:

- Each team is given a set of (7) Level of Education TITLE Cards, faced down.
- At START, each team will flip the cards.
- The team members will work together and lay the cards in a vertical row on their desks with the top being the highest level of education and lowest level of education at the bottom. They should be working as a team.
- Working together, each team will continue until the team is satisfied with the order and then one student should go to the front and ring the bell.
- All teams freeze and you will check the order. If it is correct, that team gets one point. If it is incorrect, teams resume play. Continue until one team has the order correct. (No more than 8 min)
- Tell them not to touch their cards and to keep them in place for the next activity.
- Using your copy of the Am I Qualified cards, have one student from the winning team come up to place the cards in the correct order on the pocket board. (The winning team must keep its cards for the next round.) Each team should verify that they have their cards in the correct order that matches the cards in the pocket board.
- Ensure all the teams have the cards in order before moving on to Round 2.

Round 2

In round 2, students must match **definitions** to the appropriate education level.

STEPS:

- Each team is given a set of (7) Level of Education DEFINITION Cards, faced down.
- At START, each team will flip the cards over and begin working together.
- Team members once again will work together to place their DEFINITION card **next** to the matching TITLE card on their desks.
- Continue until a team is satisfied with the order and then someone rings the bell.
- All teams freeze and you should check the order. If it is correct, that team gets one point. If it is incorrect, teams resume. Continue until one team has the order correct (no more than 8 minutes).
- Have a student from the winning team come to the front to match your master copy.
- Remind the students to keep both columns of their cards in order.
- Ensure all teams have the cards in order before moving on to Round 3.

Talking Points

- Which one stumped you the most?
- Share the level of education that you or a family member has and how many years it took to earn your diploma or degree.

Round 3

In round 3, students must match careers to the appropriate education level.

STEPS:

- Played just like rounds 1 & 2; however, they will be matching the (7) CAREER Cards.
- Play continues until one team has them all correct.
- Collect sets of cards from all teams (keeping them in 3 separate piles – title, definitions, and career)

Closing/Talking Points (5 min)








- Compare the highest level of education career to the lowest. How do you think the level of daily career satisfaction is different? How do you think the lives of each worker are different?
- Make other comparisons as time allows.
- Reinforce that there are many different career choices, and it is important to know the different levels of education that are required for certain jobs/careers. Reinforce the importance of a high school diploma and the possibilities available after high school.

End of Day Clean-Up Checklist – Place the following back in the bin:

- USB with Opening Video
- QR Code for Opening Video
- Magnetic hooks (2)
- (1) Vinyl pocket chart with Am I Qualified Banner
- 6 sets of 7 Level of Education TITLE cards
- 6 sets of 7 CAREER Cards
- 6 sets of 7 Level of Education DEFINITION cards
- Bell (1)
- Scratch Paper
- Tape
- Pencils
- Volunteer Instructions Folder
 - Volunteer Instructions
 - Am I Qualified? Volunteer Answer Key
 - Recap Question Card (1)
- Thank the teacher for allowing JA in their classroom today.
- Return Bin and green vinyl pocket chart to JA staff in hospitality area.

Smile. You made a difference today!

Am I Qualified? **Volunteer Answer Key**

	Round 1 TITLE	Round 2 DESCRIPTION	Round 3 CAREER
1	Doctoral Degree	This is the highest level of academic degree. Requires at least 7 full years of full-academic work. 	Dentist
2	Master's Degree	This is a type of graduate degree earned after the completion of an undergraduate degree. Typically, this degree requires about 30 credits of coursework and takes 2 years of full-time study beyond the bachelor's degree. 	Nurse Practitioner
3	Bachelor's Degree	Completion of this degree generally requires at least four years of full-time academic study beyond high school. 	Accountant
4	Associate's Degree	Completion of this degree usually requires at least two but not more than four years of full-academic study beyond high school. 	Paralegal
5	Postsecondary Certification	This type of certificate is earned as the result of completing formal schooling after high school. These programs lead to a certificate or license to practice. 	Dental Assistant
6	High School Diploma	This indicates the completion of high school or a GED (General Education Development) credential. 	Delivery Truck Driver
7	No Formal Educational Diplomas/Certificates	This signifies that a diploma has not been issued by an educational institution. 	Cashier